


To protect the privacy of your medical information your token number should be kept secret. You will be required to enter this code to complete your enrollment. Once the enrollment process is complete, you will no longer need it.

If you are new to NextMD, complete your enrollment by following these steps:


1. Follow the link below to NextMD
Click [here](#) to go to NextMD
or copy and paste the following into your browser's address bar:
<https://www.nextmd.com/Enroll>
2. Click **I ACCEPT** on Terms and Conditions. Then it will proceed you to the next page
3. Enter your Security Token and your Email Address. Verify that your email address is correct; otherwise you will not be able to enroll in NextMD. Contact your practice if your email address is incorrect.






Submit your enrollment validation

 **FRAUD WARNING**
Any person who knowingly with the intent to defraud any medical agency by concealing and filing false information for medical care or treatment may be found to have committed a fraudulent act which is a crime and may be subject to criminal and civil penalties.

Please enter your security token and your email address. Your enrollment token is an eight digit number provided by your practice. Once security token and email address have been validated, you will be able to create your NextMD account. If you have not received an enrollment notification email, please contact your practice. Asterisk (*) denotes required field.

* Enter security token: [What is security token?](#) 

* Enter email address: 

4. Choose a user name and password. Your user name and password are case sensitive. Your user name must be at least 6 characters long and cannot be more than 20 characters long. Your password must be at least 6 characters long, cannot be more than 20 characters long, and must contain at least one number.



Create enrollment credentials



FRAUD WARNING

Any person who knowingly with the intent to defraud any medical agency by concealing and filing false information for medical care or treatment may be found to have committed a fraudulent act which is a crime and may be subject to criminal and civil penalties.

1

Create your username and password

Enter a user name and password you want to use when you login to NextMD. Asterisk (*) denotes required field.

* User name:
 User name must be between 6 – 20 characters and is case sensitive.

* Password:
 Password must be between 6 – 20 characters and contain at least one number and is case sensitive.

Password Strength:

* Retype password:

Enter user name you would like to use to access your NextMD account.

Enter your password again to confirm it.

2

Create your login security authorization

Choose a login security question and enter your answer. This question will be used as part of the login authorization process. You will be prompted to enter the answer for your selected question when you try to login to your account. Asterisk (*) denotes required field.

* Select a question:
 * Enter your answer:
 * Retype your answer:

Select a security question from the drop-down list.

3

Create your password recovery credentials

Create a forgotten password question and enter the answer. This question will be used in the password reset process. You will be prompted to enter the answer for this question in case you need to reset your password in the future. Asterisk (*) denotes required field.

* Create a question:
 * Enter your answer:
 * Retype your answer:

Type in a question to help you remember your password.

Enter the answer to your question.

Enter the answer again to confirm it.

Click the button to submit the information.

Click the buton to cancel the process!

5. Choose a Login Security Question from the list and provide your answer for this question. Since your NextMD account contains confidential medical information that must be protected you will have to provide the answer to the Login Security Question whenever you log into NextMD.
6. Setup NextMD's secure password reset feature. NextMD will ask you to select a question and provide an answer to it. If you forget your password, you will have to answer this question again to reset it.
7. To log back in at any time go to the website: www.NextMD.com and enter in your login Example: User name (johnsmith) and Password (mypassword) and click the enter button.